



Protective & Marine Coatings

COLOR System

THE 4000 SERIES



we put
color
to work

Products available using Maxitoners colorants:

- Acrolon™ 218 HS Polyurethane
- Acrolon™ Ultra
- ArmorSeal® 1000HS
- ArmorSeal® HS Floor Enamel
- ArmorSeal® 650 SL
- ArmorSeal® Rexthane I
- Corothane® I MCU
- Epolon™ II Multi-Mil
- Fast Clad® DTM Mastic
- Fast Clad® DTM Urethane
- Fast Clad® Urethane
- Hi-Solids Polyurethane
- Pro Industrial™ Enamel
- Pro Industrial™ Enamel HS
- Pro Industrial™ Enamel VOC
- Pro Industrial™ Urethane Alkyd
- Kem® 4000
- Macropoxy® 646
- Macropoxy® High Solids
- Metalastic® DTM Enamel
- Polyton HP
- Polysiloxane XLE-80
- SherThane® 2K Urethane
- SteelMaster™ 9500
- Tile-Clad® High Solids

Safety Colors are available in the following:

- Acrolon™ 218 HS
- Acrolon™ Ultra
- Corothane® I MCU
- DTM Acrylic Coating
- FluoroKem
- Hi-Solids Polyurethane
- Pro Industrial™ Enamel
- Pro Industrial™ Enamel HS
- Pro Industrial™ Enamel VOC
- Pro Industrial™ Urethane Alkyd
- Kem® 4000
- Macropoxy® 646
- Metalatex® Semi-Gloss Acrylic
- Polyton HP
- Sher-Cryl HPA Acrylic
- Steel Master™ 9500
- Tile-Clad® HS Epoxy
- Waterbased Acrolon 100
- Waterbased Industrial Enamel

Products available using EnviroToner colorants:

- ArmorSeal® 1K
- Bond-Plex WB Acrylic
- DTM Acrylic Coating
- Fast Clad® HB Acrylic
- ArmorSeal® Floor-Plex 7100
- HydroGloss WB Urethane
- Metalatex® S/G
- Sher-Cryl™ HPA Acrylic
- SprayLastic® Exterior WB Dryfall
- ArmorSeal® Tread-Plex™
- Waterbased Acrolon 100
- Waterbased Catalyzed Epoxy
- Waterbased Industrial Enamel
- Waterbased Tile Clad Epoxy
- Waterborne Acrylic Dryfall



With almost 150 years of experience, Sherwin-Williams is the leader in Protective and Marine coatings. Our ongoing commitment to research and development, coupled with our highly trained business development managers and renowned technical support, ensure you always receive the products, services and answers you need when you need them. And, with scores of locations throughout the world, we'll fulfill your needs quickly, efficiently and correctly.

But it doesn't stop there. As an innovation leader, Sherwin-Williams takes great pride in introducing new technologies. As the industry leader, our waterborne coatings offer superior performance characteristics for virtually any Protective and Marine application.

“With almost 150 years of experience, Sherwin-Williams is the leader in Protective and Marine coatings.”



Developing innovative Protective and Marine coatings takes a lot of experience. Delivering them as complete, unique solutions in your industry takes even more. At Sherwin-Williams, we've worked hard to become the industry leader - and whether you need better durability, improved productivity or environmental compliance, our revolutionary products and technologies deliver results. We're more than a coatings manufacturer. We're a strategic source helping you stay on top of your business.




Sherwin-Williams can develop a customized color program for your facility that will meet your objectives and budget considerations. Contact your Sherwin-Williams representative for qualifying information.



Protective & Marine Coatings



Umbra SW 4008
LRV 9%



Graphite SW 4017
LRV 5%



Slate Gray SW 4026
LRV 36%



Bolt Brown SW 4001
LRV 8%



Walnut Brown SW 4009
LRV 3%



Tower Gray SW 4018
LRV 18%



Galvano SW 4027
LRV 58%



Modular Tan SW 4002
LRV 26%



Pumice Stone SW 4010
LRV 23%



Flint Gray SW 4019
LRV 47%



Gypsum ❖ SW 4028
LRV 72%




Pallet Tan SW 4003
LRV 49%



Mortar SW 4011
LRV 43%




Zephyr SW 4020
LRV 63%




Pillar White SW 4029
LRV 77%



Tannery • SW 4004
LRV 64%



Cirrus White SW 4012
LRV 74%



Filament SW 4021
LRV 72%



Nickel SW 4030
LRV 47%



Cylinder Cream SW 4005
LRV 74%



Ballast Beige SW 4013
LRV 65%



Balsam SW 4022
LRV 62%



Structural Gray SW 4031
LRV 24%




Lodestone SW 4006
LRV 51%



Cantilever Tan SW 4014
LRV 48%



Olivine SW 4023
LRV 46%




Vacuum Black SW 4032
LRV 4%



Bronze SW 4007
LRV 23%



Torque Tan SW 4015
LRV 35%



Enviro Green SW 4024
LRV 15%



Brass ❖ SW 4033
LRV 48%



Corrugate Brown SW 4016
LRV 24%



Anchor Gray SW 4025
LRV 13%




Junction Yellow • SW 4034
LRV 69%


For INTERIORS use only with:

- ❖ CCE
- EnviroToners
- CCE or EnviroToners





Optic Yellow SW 4035 LRV 76%



Mill Ivory • SW 4036 LRV 81%



Silica SW 4037 LRV 59%



Copperplate SW 4038 LRV 31%



Thermal Orange SW 4039 LRV 18%



Deck Red SW 4040 LRV 8%




Precision Plum SW 4041 LRV 15%




Magnetic Mauve SW 4042 LRV 29%



Bearing Taupe SW 4043 LRV 50%



Quartzite SW 4044 LRV 67%



Ceramic Buff SW 4045 LRV 73%



Carousel Coral SW 4046 LRV 53%



Firedust SW 4047 LRV 30%



Mason Brick SW 4048 LRV 8%




Camshaft SW 4049 LRV 12%




Voltage Violet SW 4050 LRV 36%



Rhombus SW 4051 LRV 56%



Argent SW 4052 LRV 71%



Cool Blue SW 4053 LRV 69%



Basin SW 4054 LRV 51%




Polymer Blue SW 4055 LRV 33%



Blueprint SW 4056 LRV 6%



Toggle Teal SW 4057 LRV 28%




Current SW 4058 LRV 67%



Conductor Blue SW 4059 LRV 31%



Off Shore SW 4060 LRV 50%



Hydro Blue SW 4061 LRV 74%



Spillway SW 4062 LRV 60%



Robotic Blue SW 4063 LRV 31%



we put color to work



Turbine Blue SW 4064
LRV 18%




Techno Teal SW 4065
LRV 21%




Rotor Turquoise SW 4066
LRV 37%



Dewpoint SW 4067
LRV 56%



Alloy Aqua SW 4068
LRV 76%



Emerald Ice • SW 4069
LRV 78%



Generator Green SW 4070
LRV 44%



Rain Forest SW 4071
LRV 8%



Cedar Green ■ SW 4072
LRV 3%



Recycled Red ■ SW 4073
LRV 26%



Power Orange • SW 4074
LRV 34%



Green Byte • SW 4076
LRV 44%



Circuit Breaker • SW 4077
LRV 32%



Kinetic Teal SW 4078
LRV 23%



Laser Blue SW 4079
LRV 16%



Plumb SW 4080
LRV 17%



ANSI #61 Gray



ANSI #70 Gray

Safety Colors



Safety Red SW4081
LRV 11%



International Orange SW4082
LRV 17%



Safety Orange SW4083
LRV 17%




Safety Yellow SW4084
LRV 28%



Safety Green • SW4085
LRV 29%



Safety Blue SW4086
LRV 17%



Black SW4090
LRV 0%



Silver Brite® SW4091 B59S11
Industrial Aluminum Paint B59S4


Whites



Ultra White LRV 88%




Extra White LRV 86%



Pure White LRV 85%

Primers



Off White



Buff/Tan



Zinc Clad™ Primers
Varies by Product Line



Gray



Red Oxide

FluoroKem Colors



Bright Yellow B65YW552



Safety Red B65R550



Safety Yellow B65Y550



Green B65G550




Gold B65YW551



Blue B65L550



Terra Cotta B65RW551



Black B65B550



Red Oxide B65RW552



White B65W550



Hi-Temp Colors




Cirrus Gray HT1



Shale Gray HT2




Thunder Gray HT3



New Toned White HT4

NSF Colors




Mill White NSF1



Buff NSF2



Light Blue NSF3




Sanitary White NSF4

ControlTech Colors



Haze Gray CT1



Tile Red CT2

Protective & Marine Coatings
COLOR System
 THE 4000 SERIES

Color approximates the appearance of the actual coating. Factors such as the type of product, degree of gloss, texture, size and shape of area, lighting, heat, or method of application may cause color variance. Performance of certain colors may be affected by specific exposure environments. Not all colors are available in all Product lines. Contact your local Sherwin-Williams representative for color availability of each product. NOTE: For uniformity of color and gloss, some colors may require multiple coats.

A COMPLETE LINE OF PRODUCTS.

MARKET EXPERTISE.

ON-TIME DISTRIBUTION.

What else would you expect from a world leader in protective coatings, linings, and fire protection?

It starts with a complete line of time-tested, high-performance products and some of the most innovative technologies in the coatings industry. But we know that it takes more than product alone to be a world leader in protective coatings and linings. And so do the customers that rely on us every day as we help them protect their business.

That's where nearly 150 years of coatings industry experience comes in. Add to that a NACE-trained workforce with a combined 3,700 years of experience in corrosion control. And the market-specific knowledge that our experts provide to evaluate, recommend and deliver the highest-performance coatings and linings that protect our customers' assets.

It also means that we deliver on time, every time from 4,000 company-owned distribution points worldwide. Leave nothing to chance. Your single source of supply. Sherwin-Williams.



To learn more, contact us:

North America: 1.800.524.5979

Europe & Middle East: +44 (0)1204 521771

Asia: +8621 51587798

www.sherwin-williams.com/protective

AD0272 11/14

655-2103